

michael miller FABRICS

I NEED A VACATION

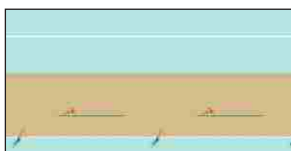
SIZE: 60" X 70" • LEVEL: INTERMEDIATE • PATTERN BY: SUSAN EMORY • FABRIC COLLECTION: I NEED A VACATION



PLEASE NOTE: BEFORE BEGINNING YOUR PROJECT, CHECK FOR ANY PATTERN UPDATES AT MICHAELMILLERFABRICS.COM
212.704.0774 | info@michaelmillerfabrics.com | www.michaelmillerfabrics.com



I NEED A VACATION



FABRIC A
CX8611 Aqua
3-1/2 yards



FABRIC B
CX8616 Red
2/3 yard



FABRIC C
CX8615 Navy
1/3 yard



FABRIC D
CX8617 Cream
5/8 yard



BACKING
CX8405 Sky
3-3/4 yards

ASSEMBLY INSTRUCTIONS:

Cut Fabric A into (2) 60-1/2" LENGTHWISE pieces. Trim selvages and sew together lengthwise. Trim approximately 6" from the top and the bottom so background piece measures 60-1/2" x 70-1/2".

Appliqué:

Trace appliqué shapes (pages 3-11) onto the paper side of the fusible web. Shapes are mirror-image and are exact size. Do not reduce or enlarge. DO NOT cut the traced shapes on the drawn line. Cut them apart at least 1/8" outside the lines. Lay a fusible web appliqué shape, paper side up, on the wrong side of Fabric B (letters) and Fabric C (fish) and press according to fusible web manufacturer's directions. Let fabric cool, then cut out shapes on the drawn line.

Peel off paper from shapes and arrange appliqués on quilt background. Refer to picture for placement. Fuse to the background following manufacturer's directions.


Stitch the appliqués using the stitch of your choice. We used a blanket stitch. You may also use a zig zag or straight stitch.

Finishing:

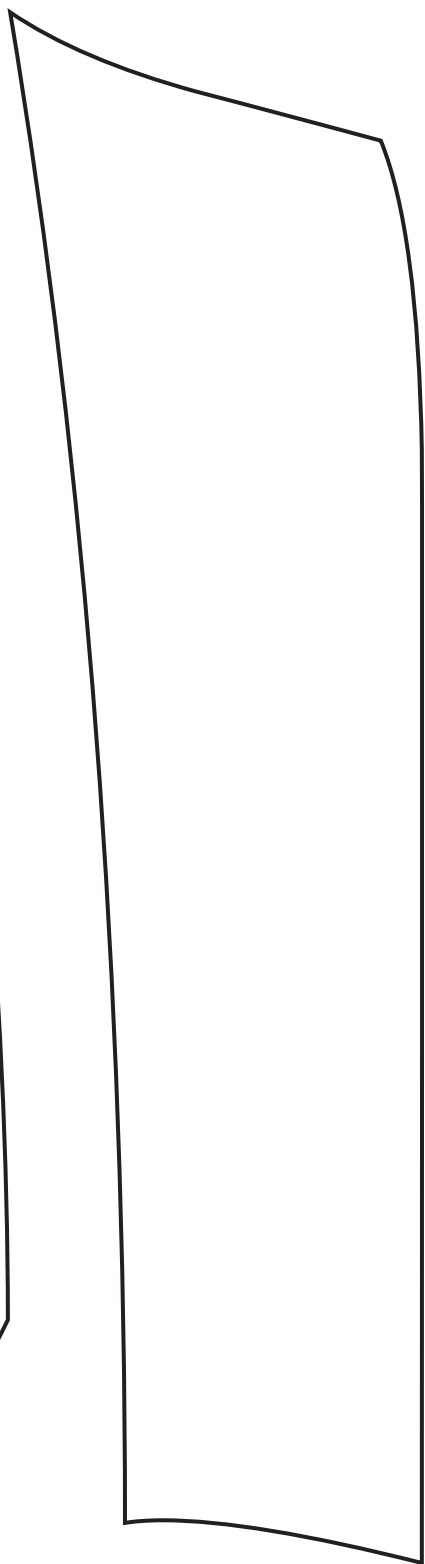
Layer quilt top, batting and backing together to form a quilt sandwich. Baste and quilt as desired. Bind using [7] 2-1/2" Fabric D strips.



I NEED A VACATION




"D" Make 1



"I" Make 2




I NEED A VACATION



"N" Make 2




I NEED A VACATION



"E" Make 2




I NEED A VACATION



"A" Make 3




I NEED A VACATION



"V" Make 1



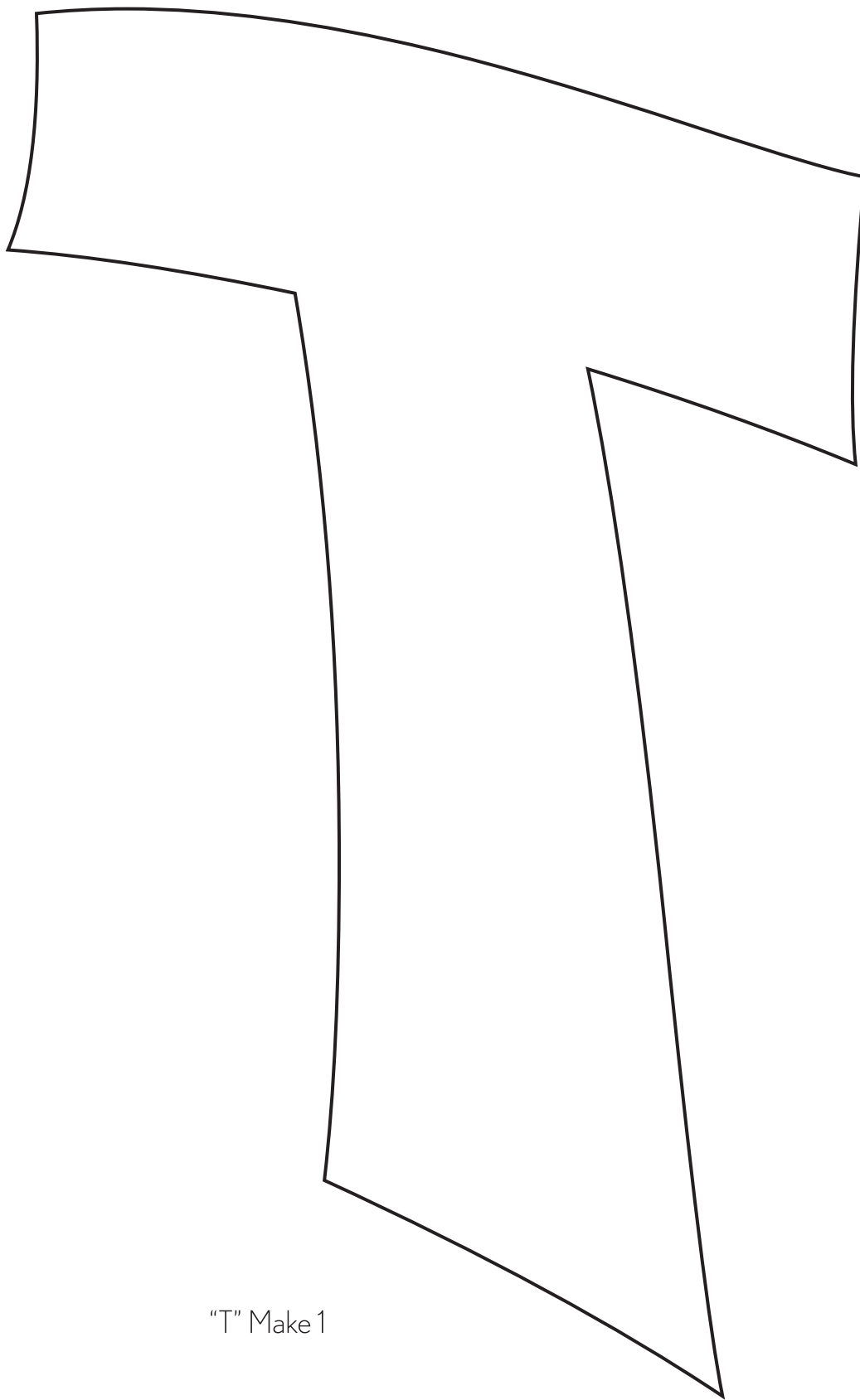
I NEED A VACATION



"C" Make 1



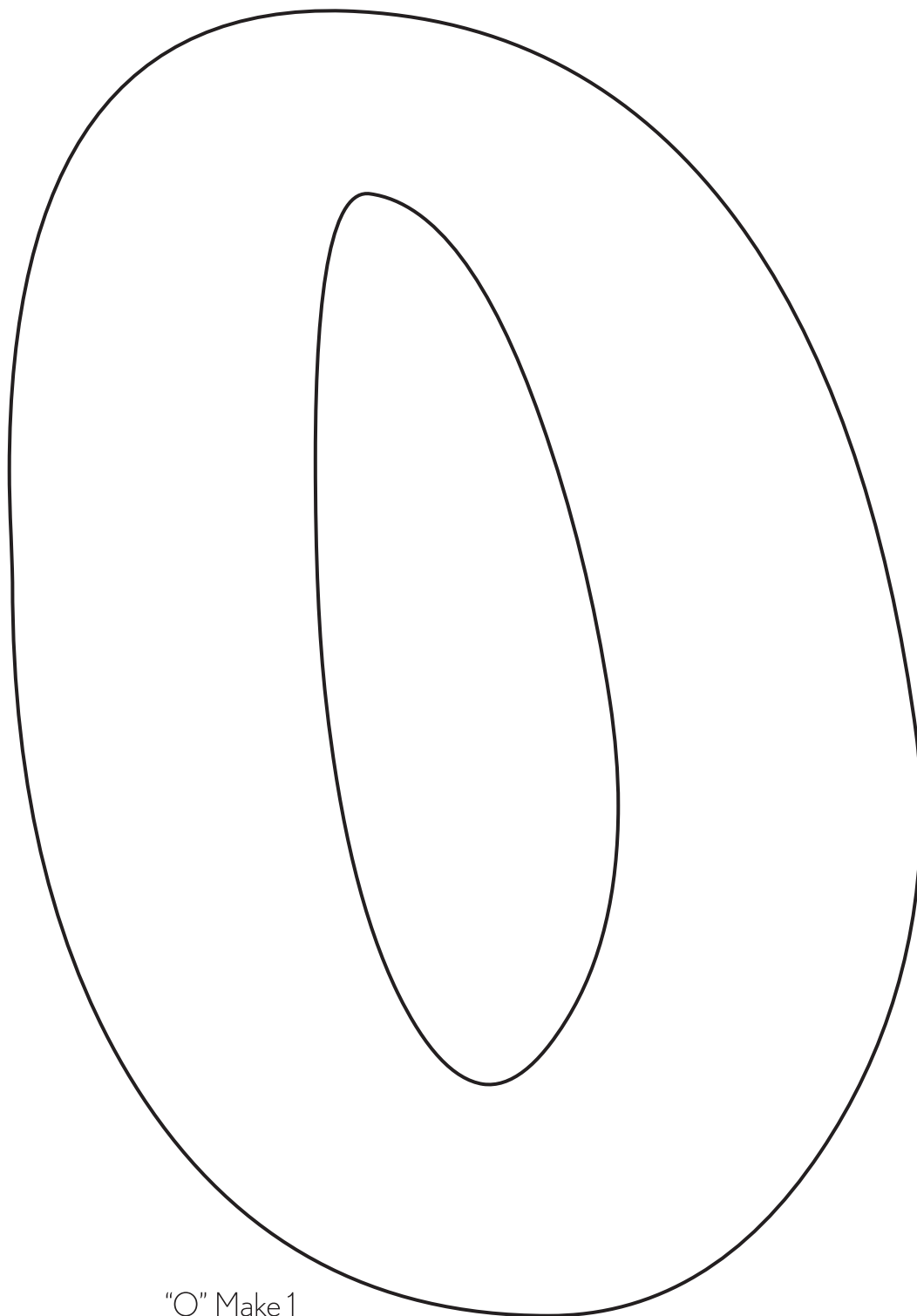
I NEED A VACATION



"T" Make 1



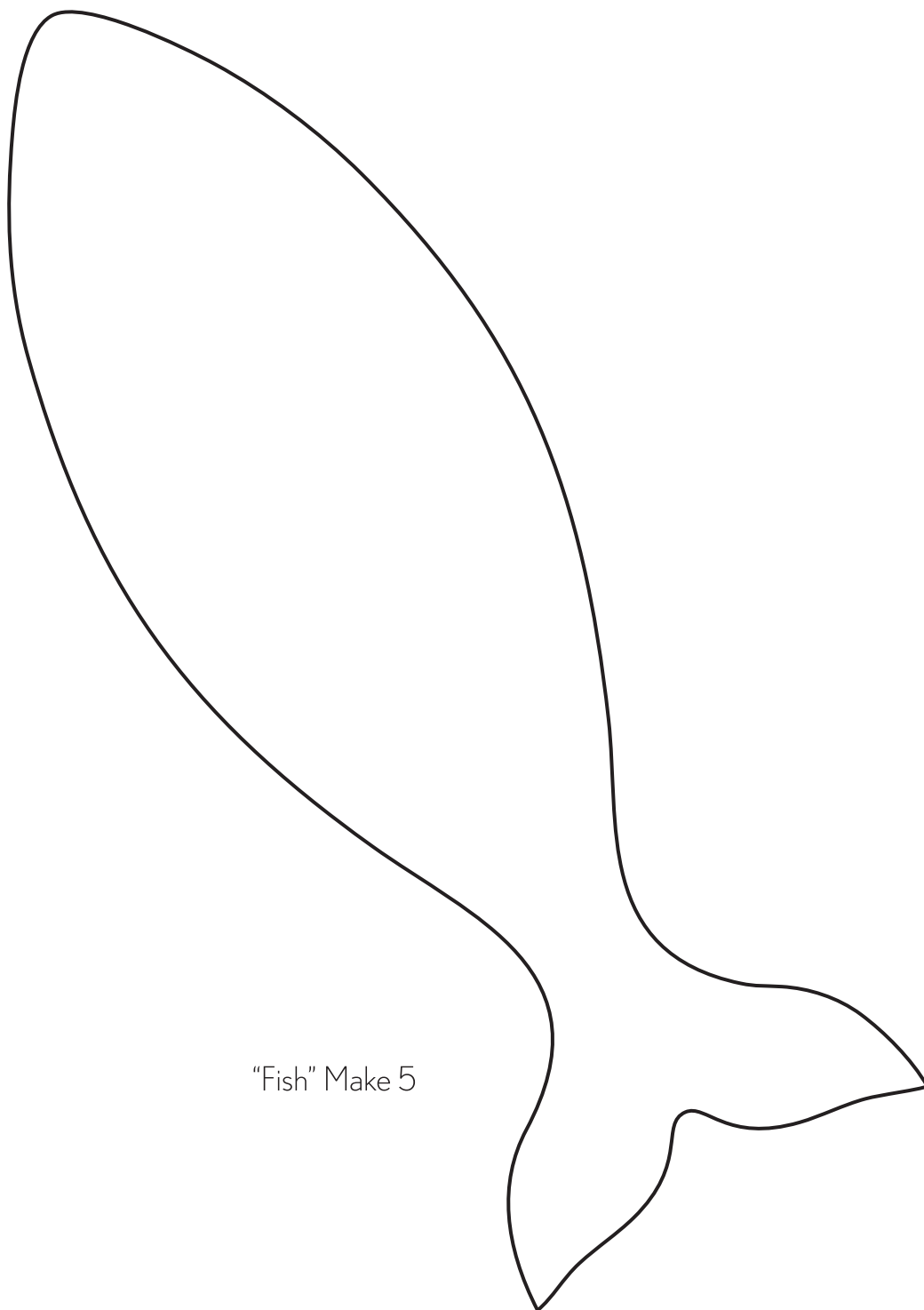
I NEED A VACATION



"O" Make 1



I NEED A VACATION



"Fish" Make 5