






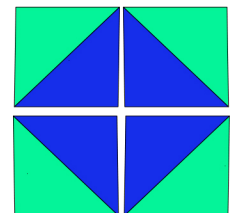
Video tutorial can be found on our Youtube channel:  
[www.youtube.com/c/MakingItFunwithRobAppell](http://www.youtube.com/c/MakingItFunwithRobAppell)



**Start with two 5 1/2" squares  
Right Sides together and sew  
around all 4 sides with 1/4"  
seam allowance.**



**Cut each set diagonally in  
both directions.**



**Each Set will yield four  
3 1/2" Half Square  
Triangles (HST)**

**Original quilt finishes at 70" x 70"  
Started with 18 fat quarters of Cotton Couture Solids and  
18 fat quarters of textured prints - Frosty Marbled Hash**

PERSONAL USE ONLY

INFO@MICHAELMILLERFABRICS.COM / 118 WEST 22ND STREET 5TH FLOOR NEW YORK NY, 10011