

michael miller FABRICS

# BORN TO BE WILD Quilt

Size: 40" x 56" | Design by: Marinda Stewart | Level: CONFIDENT BEGINNER



Free Pattern available on [michaelmillerfabrics.com](http://michaelmillerfabrics.com)





# FABRIC REQUIREMENTS




CX8407 Denim  
Wild at Heart  
1/2 yard




CX8403 Denim  
Born to be Wild  
1 1/6 yards




CX8405 Sky  
Grassland  
3/4 yard



CX8405 Turquoise  
Grassland (BACKING)  
1 3/4 yards



CX8405 Denim  
Grassland  
1/4 yard



CX8405 Coral  
Grassland  
1/2 yard



SC5333 Stream  
Cotton Couture  
6" x 12" piece



SC5333 Nite  
Cotton Couture  
5/8 yard



K1168 Turquoise  
Krystal  
7" x 12" piece



CX8404 Turquoise  
Safari Stripe  
10" x 16" stripe



SC5333 Bright White  
Cotton Couture  
6" x 12" piece



Jet Black  
2" x 4" piece

Fabric	12 Kits	24 Kits
CX8403 Denim	14 yards (1) bolt	28 yards (2) bolts
CX8405 Sky	9 yards (1) bolt	18 yards (2) bolts
CX8407 Denim	6 yards (1) bolt	12 yards (1) bolt
SC5333 Nite	7 1/2 yards (1) bolt	15 yards (2) bolts
CX8405 Coral	6 yards (1) bolt	12 yards (1) bolt
CX8405 Denim	3 yards (1) bolt	6 yards (1) bolt
K1168 Turquoise	1/2 yard (1) bolt	1 yard (1) bolt
Jet Black	1/8 yard (1) bolt	1/4 yard (1) bolt
SC5333 Bright White	1/2 yard (1) bolt	1 yard (1) bolt
SC5333 Stream	1/2 yard (1) bolt	1 yard (1) bolt
CX8404 Turquoise	1 3/8 yard (1) bolt	2 3/4 yard (1) bolt
CX8405 Turquoise (Optional Backing)	21 yards (2) bolts	42 yards (3) bolts

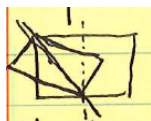
Born to be Wild  
Quilt designed by Marinda Stewart  
Size: 40" W x 56" H  
Skill Level: Confident Beginner

Fabric	Yardage	Cutting
CX8403 Denim Born to be Wild	1 1/6 yards	(2) 10 1/2" H x 40 1/2" W (1) 20 1/2" square *
CX8405 Sky Grassland	3/4 yard	(64) 2 1/2" square (64) 2 1/2" x 3 1/2"
CX8407 Denim Wild at Heart	1/2 yard	(16) 3 1/2" square - fussy cut **
SC5333 Nite Cotton Couture	5/8 yard	(128) 2 1/2" x 2" (1) 2 1/2" x 5 1/2" (1) 4" x 36"
CX8405 Coral Grassland	1/2 yard	(2) 1" x 20 1/2" (2) 1" x 21 1/2" (2) 1" x 40 1/2" (5) 2 1/2" x W.O.F. - binding (2) cheeks *** (1) tongue ***
CX8405 Denim Grassland	1/4 yard	(40) 2" square (2) 3" x 35 1/2"
K1168 Turquoise Krystal	7" x 12" piece	(2) outer legs *** (1) body *** (1) tail ***
Jet Black	2" x 4" piece	(1) nose *** (2) eyes ***
SC5333 Bright White Cotton Couture	6" x 12" piece	(2) faces ***
SC5333 Stream Cotton Couture	6" x 12" piece	(2) front legs ***
CX8404 Turquoise Safari Stripe	10" x 16" piece	Mane *** 4 pieces
OPTIONAL BACKING	1 3/4 yards	Backing

CX8405 Turquoise Grassland		
<p><b>Also Needed:</b> 45" x 60" batting, scissors, straight pins, threads to match, rotary cutter, acrylic ruler, mat, and fusible web.</p> <p>* Cut from the middle between the borders  ** Center on motif (4) of each animal were selected  *** See patterns</p>		

**Directions:**

1. Following manufacturer's directions, trace pattern pieces onto the paper side of the fusible web. Rough cut out. Iron each pattern piece onto the wrong side of the designated fabrics (see pattern pieces). Remove paper backing. Place (1) SC5333 Bright White face on top of the second SC5333 Bright White face. Fuse in place. The two layers prevent the background showing through. Add the eyes, nose, cheeks, and tongue to the face as shown. Fuse in place. Machine satin stitch around each feature adding the lines for the mouth and the dots for the whiskers. Arrange all Lion pattern pieces in the center of the CX8403 20 1/2" square as shown. Fuse in place. Machine satin stitch raw edges to finish. Set aside.
2. To make prairie point border - for one - fold (1) CX8405 Denim 2" square in half. Fold the fold edge down to the center on each side to make a triangle. Press to hold shape. Make (40). Arrange (10) prairie points face up on each side of the 20 1/2" square. Topstitch in place at 1/8" from the edge.
3. Sew one CX8405 Coral 1" x 20 1/2" piece to the top and bottom of the square. Sew one CX8405 Coral 1" x 21 1/2" piece to each side. Set aside.
4. For one 7 1/2" star block - for (1) star point unit - sew (1) SC5333 Nite 2" x 2 1/2" piece, right sides together on top of one CX8405 Sky 2 1/2" x 3 1/2" piece. The smaller piece will be offset as shown. .



Sew diagonally from upper outside corner to lower inside corner. Press open. Remove excess from the back. Repeat for the other side reversing the direction. Make (4) for one block. To assemble the block sew one unit to the top and bottom of one CX8407 3 1/2" square. Sew one CX8405 Sky 2 1/2" square to each end of each remaining unit (2 total). Sew one 2 1/2" x 7 1/2" pieced unit to each side of the center 3 1/2"x 7 1/2" unit to make (1) star block as shown. Make 16 blocks total.

5. Sew 3 blocks together. Make (2). Sew one row to the top and one row to the bottom of the 21 1/2" appliqued center block. Sew together (5) blocks end to end keeping motifs upright. Make (2) rows. Sew one to each side of the quilt.
6. Sew one CX8405 Denim 3" x 35 1/2" piece to each side of the quilt.
7. Sew one CX8405 Coral 1" x 40 1/2" piece to the top and bottom of the quilt.
8. Sew one CX8403 10 1/2" x 40 1/2" strip to the top and bottom of the quilt as shown.
9. Layer backing (Optional CX8405 Turquoise), batting, and quilt top. Baste.
10. Quilt as desired.
11. Bind quilt using CX8405 Coral 2 1/2" strips pieced as needed for length.
12. For tail fringe - cut scant 1/4" fringe across 5 1/2" edge of SC5333 Nite to within 1/4" of the bottom. Using a threaded sewing needle, tightly gather along the lower edge. Machine stitch gathered edge to the top of the tail as shown. For the Lion's mane, fold SC5333 Nite 4" x 36" lengthwise at 1 3/4" to create two different lengths of layers. Clip every 1/4" to within 1/4" of the fold. Using a hand sewing needle, gather fringe along the fold edge. Arrange gathers evenly around the lion face as shown. Stitch 1/8" from edge and again 1/4" from edge. "Fluff" fringe to create the lion mane.

### Kit Info

<b>Fabrics</b>	<b>12 Kits</b>	<b>24 Kits</b>
CX8403 Denim	14 yards (1) bolt	28 yards (2) bolts
CX8405 Sky	9 yards (1) bolt	18 yards (2) bolts
CX8407 Denim	6 yards (1) bolt	12 yards (1) bolt
SC5333 Nite	7 1/2 yards (1) bolt	15 yards (1) bolt
CX8405 Coral	6 yards (1) bolt	12 yards (1) bolt
CX8405 Denim	3 yards (1) bolt	6 yards (1) bolt
K1168 Turquoise	1/2 yard (1) bolt	1 yard (1) bolt
Jet Black	1/8 yard (1) bolt	1/4 yard (1) bolt
SC5333 Bright White	1/2 yard (1) bolt	1 yard (1) bolt
SC5333 Stream	1/2 yard (1) bolt	1 yard (1) bolt
CX8404 Turquoise	1 3/8 yards (1) bolt	2 3/4 yards (1) bolt
OPTIONAL BACKING CX8405 Turquoise	21 yards (2) bolts	42 yards (3) bolts

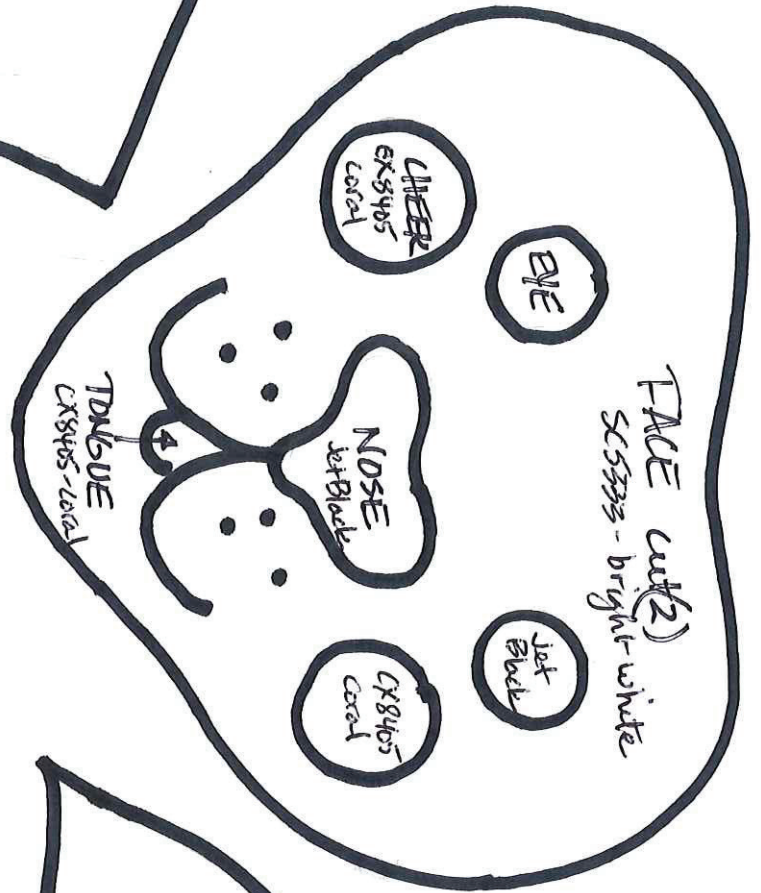
MANE cut(1)  
CX8404

PATTERNS  
"Born to be Wild"

OUTER LEG  
cut(2)  
(1) - right leg  
(1) - left leg  
K1168

FRONT LEG  
cut(2)  
(1) - right leg  
(1) - left leg  
SC5333-stream

TAIL cut(1)  
REVERSE PATTERN  
K1168





MANE  
cut(1)  
CX8404

PATTERNS  
"Born to be Wild"

BODY  
cut(1)  
K1168

CX8404

MANE  
cut(1)

MANE  
cut(1)

CX8404