

michael miller FABRICS

FLAMINGO BAY

Size: 41 1/2" x 41 1/2" | Design by: Marinda Stewart | Level: CONFIDENT BEGINNER



Free Pattern available on michaelmillerfabrics.com

Flamingo Bay
Quilt designed by Marinda Stewart
Size: 41 1/2" x 41 1/2"
Skill Level: Confident Beginner

Fabrics	Yardage	Cutting
CM8049 White Flamingo Bay	3/8 yard	(4) 9 1/2" squares
CM8049 Aqua Flamingo Bay	1 yard	(2) 4 1/4" W x 34 1/2" H - Vertical (2) 4 1/4" H x 34 1/2" W - Horizontal
CM8051 Bubblegum Little Spinners	1/4 yard	(4) 4 1/2" squares (cut first) (48) 2" squares
CX7908 Aqua Spot the Cheetah	1/8 yard	(10) 3 1/2" squares
CX7908 Gray Spot the Cheetah	1/8 yard	(2) 1" x 33 1/2" (2) 1" x 34 1/2"
CM8052 Bubblegum Diamond Lil'	2/3 yard	(2) 3 1/2" x 27 1/2" (2) 3 1/2" x 33 1/2" Center both on motif as shown
CX8274 Luna Mini Zebra Stripe	4 1/2" x 22" piece	(5) 3 1/2" squares
CM8044 Bubblegum Quills	4 1/2" x 22" piece	(5) 3 1/2" squares
SC5333 Petal Cotton Couture	4 1/2" x 22" piece	(5) 3 1/2" squares
SC5333 Pink Cotton Couture	4 1/2" x 22" piece	(5) 3 1/2" squares
CX8045 Pink Octopi	4 1/2" x 22" piece	(5) 3 1/2" squares
CM8044 Aqua Quills	1/8 yard	(10) 3 1/2" squares

SC5333 Luna Cotton Couture	1/2 yard	(16) 3 1/2" squares (4) 2 1/2" x W.O.F. - binding
Optional Backing CM8049 White Flamingo Bay	1 1/4 yard	
Also Needed: 45" square batting, scissors, straight pins, thread to match, acrylic ruler, rotary cutter, and mat.		

Directions:

1. Block #1 - Place one SC5333 Luna 3 1/2" square right sides together on the upper left corner of one CM8049 White 9 1/2" square. Sew diagonally across the corner of the 3 1/2" square. Press. Trim excess from the back. Repeat for each corner. Make (4) total. Set aside.
2. Block #2 - Using the same process in Step #1 - place a CM8051 2" square, right sides together on top of one corner of one SC5333 Petal 3 1/2" square. Sew across the corner diagonally. Press. Trim away excess from the back. Repeat for the other corner on the same side of the block. Set aside. Repeat the process using SC5333 Pink 3 1/2" square. Set aside. Repeat using CX8045 3 1/2" square placing the CM8051 2" squares on the right side of the 3 1/2" square. Set aside. Repeat using CM8044 Bubblegum 3 1/2" square. Set aside. Repeat using CM8044 Bubblegum 3 1/2" square, placing the CM8051 2" squares on the left side of the 3 1/2" square.

To assemble the block:

Row #1 - Sew one CX7908 Aqua 3 1/2" square to the left side of the SC5333 Pink 3 1/2" square. Place white corners at the bottom of the square. Sew one CM8044 Aqua 3 1/2" square to the other side of the SC5333 Pink square.

Row #2 - Sew CX8274 3 1/2" square to the right side of the CX8045 3 1/2" square. Sew CM8044 Bubblegum to the right side of the CX8274 square. Sew row #2 to the bottom of row #1.

Row #3 - Sew SC5333 Petal to the right side of CM8044 Aqua 3 1/2" square. Place white corners at the top of the square. Sew one CX7908 Aqua 3 1/2" square to the right side of the SC5333 Petal square. Sew row #3 to the bottom of row #2. Make (5) blocks total. There should be a white pointed star in each block.

3. To assemble the quilt - row #1 and #3 - sew one 'Star' block to each side of Block #1 keep motifs upright. Make (2) rows. Row #2 - sew one block #1 to each side of the remaining 'Star' block. Sew row #1 and row #3 to the top and bottom of row #2.

4. Sew one CM8052 3 1/2" x 27 1/2" piece to the top and bottom of the quilt. Sew one CM8052 3 1/2" x 33 1/2" piece to each side.
5. Sew one CX7908 Gray 1" x 33 1/2" piece to the top and bottom of the quilt. Sew one CX7908 Gray 1" x 34 1/2" piece to each side.
6. Sew CM8049 Aqua 4 1/4" H x 34 1/2" W to the top and bottom of the quilt. Sew one CM8051 4 1/2" square to each end of CM8049 Aqua 4 1/4" W x 34 1/2" H (vertical) piece. Make 2. Sew one to each side of the quilt. Keep motifs upright.
7. Layer backing, batting, and quilt top. Baste.
8. Quilt as desired.
9. Bind quilt using SC5333 Luna 2 1/2" strips, pieced as needed for length.

Kit Info

	12 Kits	24 Kits
CM8049 White	4 1/2 yards - (1) bolt	9 yards - (1) bolt
CM8049 Aqua	12 yards - (1) bolt	24 yards - (2) bolts
CM8051 Bubblegum	3 yards - (1) bolt	6 yards - (1) bolt
CX7908 Aqua	1 1/2 yards - (1) bolt	3 yards - (1) bolt
CX7908 Gray	1 1/2 yards - (1) bolt	3 yards - (1) bolt
CM8052 Bubblegum	8 yards - (1) bolt	16 yards - (2) bolts
CX8274 Luna	3/4 yard - (1) bolt	1 1/2 yards - (1) bolt
CM8044 Bubblegum	3/4 yard - (1) bolt	1 1/2 yards - (1) bolt
SC5333 Petal	3/4 yard - (1) bolt	1 1/2 yards - (1) bolt
SC5333 Pink	3/4 yard - (1) bolt	1 1/2 yards - (1) bolt
CX8045 Pink	3/4 yard - (1) bolt	1 1/2 yards - (1) bolt
CM8044 Aqua	1 1/2 yards - (1) bolt	3 yards - (1) bolt

SC5333 Luna	6 yards - (1) bolt	12 yards - (1) bolt
OPTIONAL BACKING CM8049 White	15 yards - (1) bolt	30 yards - (2) bolts



FABRIC REQUIREMENTS




CM8049 White
Flamingo Bay
3/8 yard




CM8049 Aqua
Flamingo Bay
1 yard




CM8051 Bubblegum
Little Spinners
1/4 yard



CX7908 Aqua
Spot the Cheetah
1/8 yard




CX8274 Luna Mini
Zebra Stripe 4
1 1/2" x 22" piece




CM8044 Bubblegum
Quills
4 1/2" x 22" piece




CM8052 Bubblegum
Diamond Lil'
2/3 yard



CX7908 Gray
Spot the Cheetah
1/8 yard




SC5333 Petal
Cotton Couture
4 1/2" x 22" Piece




SC5333 Pink
Cotton Couture
4 1/2" x 22" Piece

Kit Info	12 Kits	24 Kits
CM8049 White	4 1/2 yards - (1) bolt	9 yards - (1) bolt
CM8049 Aqua	12 yards - (1) bolt	24 yards - (2) bolts
CM8051 Bubblegum	3 yards - (1) bolt	6 yards - (1) bolt
CX7908 Aqua	1 1/2 yards - (1) bolt	3 yards - (1) bolt
CX7908 Gray	1 1/2 yards - (1) bolt	3 yards - (1) bolt
CM8052 Bubblegum	8 yards - (1) bolt	16 yards - (2) bolts
CX8274 Luna	3/4 yard - (1) bolt	1 1/2 yards - (1) bolt
CM8044 Bubblegum	3/4 yard - (1) bolt	1 1/2 yards - (1) bolt
SC5333 Petal	3/4 yard - (1) bolt	1 1/2 yards - (1) bolt
SC5333 Pink	3/4 yard - (1) bolt	1 1/2 yards - (1) bolt
CX8045 Pink	3/4 yard - (1) bolt	1 1/2 yards - (1) bolt
CM8044 Aqua	1 1/2 yards - (1) bolt	3 yards - (1) bolt
SC5333 Luna	6 yards - (1) bolt	12 yards - (1) bolt
OPTIONAL BACKING CM8049 White	15 yards - (1) bolt	30 yards - (2) bolts



SC5333 Luna
Cotton Couture
4 1/2" x 22" Piece



CX8045 Pink
Octopi
4 1/2" x 22" Piece



CM8044 Aqua
Quills
1/8 yard