


FABRIC REQUIREMENTS



**CX4043 Brown
Pet Deer
2 yards**



**CX3295 Kiwi
Lolli Dot
5/8 yard**




**CX3295 Aqua
Lolli Dot
5/8 yard**



**CX3359 Orchid
Feeling Groovy
1/2 yard**



**CX2732 Orchid
Round About
1/4 yard**




**K4173
Krystal
1 Fat Quarter**



**K1175
Krystal
1 Fat Quarter**




**Jet Brown
5/8 yard**



**CX1065 Apple
Garden Pindot
1 Fat Quarter**



**CX1065 Azure
Garden Pindot
1 Fat Quarter**



**CX1065 Snow
Garden Pindot
1 Fat Quarter**

Backing 55" x 55" and Batting 55" x 55"

Deer Park



Size: Approximately 50"W x 50"H

Quilt designed by Marinda Stewart
Skill Level: Confident Beginner



118 West 22nd Street 5th Floor New York, NY 10011
Tel: 212.704.0774 Fax: 212. 633. 0272 email: info@michaelmillerfabrics.com

www.michaelmillerfabrics.com

“Deer Park”

Quilt by Marinda Stewart

Size: Approximately 50”W x 50”H - Skill Level: Confident Beginner

Materials

Fabric	Yardage	Cutting
*Pet Deer CX4043 Brown	2 yard	Cut (2) 38 1/2" w x 6 1/2" h Cut (2) 6 1/2" w x 50 1/2" h
Lolli Dot CX3295 Kiwi	5/8 yard	Cut (1) 30 1/2" w x 18" h
Lolli Dot CX3295 Aqua	5/8 yard	Cut (1) 30 1/2" w x 18" h
**Feeling Groovy CX3359 Orchid	1/2 yard	Cut (2) 30 1/2" x 3" Cut (2) 35 1/2" x 3"
Jet Brown	5/8 yard	Cut (2) 1" x 35 1/2" Cut (2) 1" x 36 1/2" Cut (5) 2 1/2" x W.O.F. Binding
Round About CX2732 Orchid	1/4 yard	Cut (2) 1 1/2" x 36 1/2" Cut (2) 1 1/2" x 38 1/2"
Krystal K4173	1 Fat Quarter	(1) Deer
Krystal K1175	1 Fat Quarter	(1) Deer
Garden Pindot CX1065 Apple	1 Fat Quarter	(3) Tree Tops
Garden Pindot CX1065 Azure	1 Fat Quarter	(12) Flowers
Garden Pindot CX1065 Snow	1 Fat Quarter	(3) Tree Trunks (12) Flower Centers
* One way print. Left over fabric may be pieced into the backing ** Fussy cut each strip centering the motif		

Additional Materials: 55" x 55" Backing, 55" x 55" Batting, Fusible Web, Threads to match, Straight Pins, Scissors, Acrylic Ruler, Rotary Cutter, and Mat.

Disclaimers

This pattern is provided as a courtesy to quilt stores, catalogs, and quilters. Michael Miller Fabrics, LLC is not responsible for the accuracy of any kits packaged to accompany this pattern. Please direct any inquiries to the kit maker.


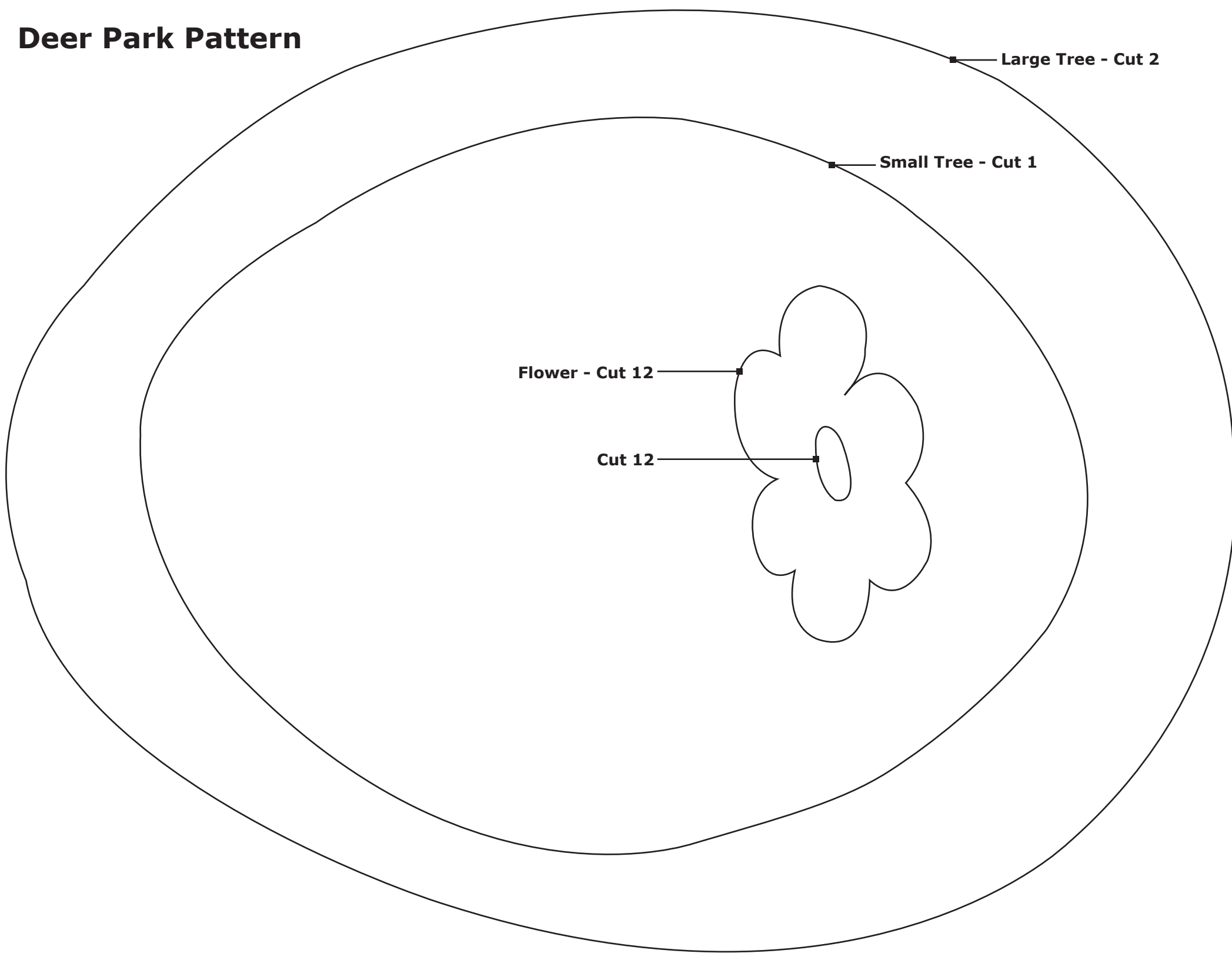
Yardage requirements for this pattern may allow for excess yardage to accommodate specific placement of motifs or to allow for any fussy-cutting to achieve the finished quilt design.

While every attempt has been made to give accurate measurements, yardage requirements, and construction directions; this does not allow personal variations in measuring, cutting, and or sewing. The enclosed directions were used in the construction of the original quilt.

Directions

1. Overlap CX3295 Kiwi on top of CX3295 Aqua to make a 30 1/2" square. Freehand cut the horizon line on the Kiwi only. Machine applique the raw edge to the aqua background maintaining the 30 1/2" square. Trim away excess aqua from the back after stitching.
2. For the appliques - Trace three trees (2 large & 1 small) onto the paper side of the fusible web. Rough cut out. Following manufacturers directions, iron onto CX1065 Apple. Cut out. Fuse to the quilt as shown. Free hand draw three tree trunks on the fusible paper. Cut out and fuse to CX1065 Snow. Iron on trees as shown. Trace (12) flowers and iron onto CX1065 Azure. Cut out. Scatter across quilt as shown. Make (12) flower centers using CX1065 Snow. Add to each flower. Enlarge the deer motifs on CX4043 Brown 300% to get the pattern. Make one applique from K4173 and one from K1175. Make one ear and one eye for each deer from CX1065 Snow and two inner eyes from Jet Brown. Place on the applique deer as shown. Place deer on the quilt as shown or as desired. Machine applique all raw edges of the motifs to finish. Add spots to the back of each deer using a machine satin stitch as shown.
3. Sew CX3359 Orchid 30 1/2" pieces to the top and bottom of the quilt. Sew CX3359 Orchid 35 1/2" pieces to each side.
4. Sew Jet Brown 55 1/2" pieces to the top and bottom of the quilt. Sew Jet Brown 36 1/2" pieces to each side.

5. Sew CX2732 Orchid 36 1/2" pieces to the top and bottom of the quilt. Sew CX2732 Orchid 38 1/2" pieces to each side.
6. Sew CX4043 Brown 38 1/2" pieces to the top and bottom of the quilt. Sew CX4043 Brown 50 1/2" pieces to each side.
7. Layer backing, batting, and quilt Top. Baste.
8. Quilt as desired.
9. Piece 2 1/2" strips of Jet Brown for binding. Bind quilt.



Deer Park Pattern

